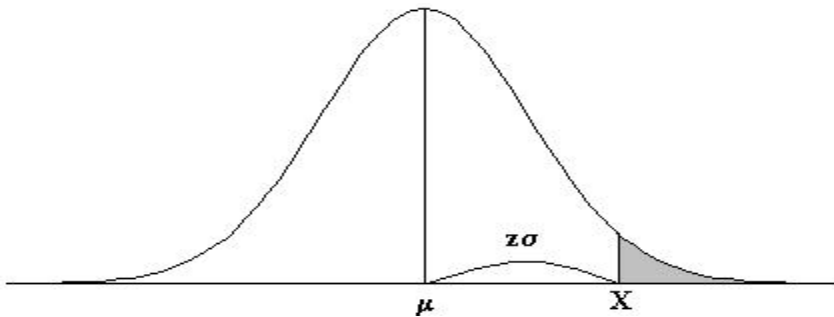


TABLA N° 1: DISTRIBUCIÓN NORMAL

Áreas bajo la curva normal



$$Z = \frac{X - \mu}{\sigma}$$

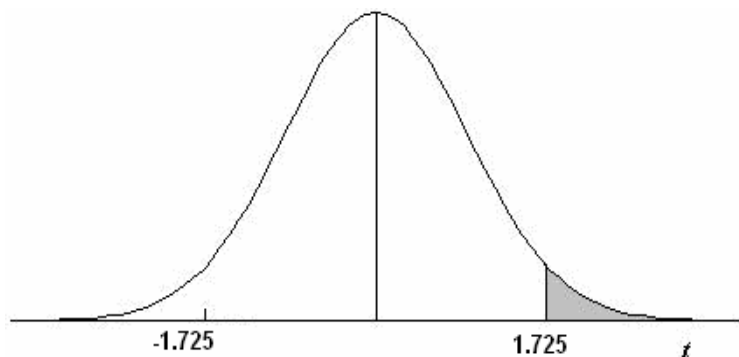
$$P[Z > 1.2] = 0.1151$$

$$P[Z > 1.96] = 0.0250$$

Desv. Normal X	0.00	0.01	0.02	0.03	0.04	0.05	0.06	0.07	0.08	0.09
0.0	0.5000	0.4960	0.4920	0.4880	0.4840	0.4801	0.4761	0.4721	0.4681	0.4641
0.1	0.4602	0.4562	0.4522	0.4483	0.4443	0.4404	0.4364	0.4325	0.4286	0.4247
0.2	0.4207	0.4168	0.4129	0.4090	0.4052	0.4013	0.3974	0.3936	0.3897	0.3859
0.3	0.3821	0.3783	0.3745	0.3707	0.3669	0.3632	0.3594	0.3557	0.3520	0.3483
0.4	0.3446	0.3409	0.3372	0.3336	0.3300	0.3264	0.3228	0.3192	0.3156	0.3121
0.5	0.3085	0.3050	0.3015	0.2981	0.2946	0.2912	0.2877	0.2843	0.2810	0.2776
0.6	0.2743	0.2709	0.2676	0.2643	0.2611	0.2578	0.2546	0.2514	0.2483	0.2451
0.7	0.2420	0.2389	0.2358	0.2327	0.2296	0.2266	0.2236	0.2206	0.2177	0.2148
0.8	0.2119	0.2090	0.2061	0.2033	0.2005	0.1977	0.1949	0.1922	0.1894	0.1867
0.9	0.1841	0.1814	0.1788	0.1762	0.1736	0.1711	0.1685	0.1660	0.1635	0.1611
1.0	0.1587	0.1562	0.1539	0.1515	0.1492	0.1469	0.1446	0.1423	0.1401	0.1379
1.1	0.1357	0.1335	0.1314	0.1292	0.1271	0.1251	0.1230	0.1210	0.1190	0.1170
1.2	0.1151	0.1131	0.1112	0.1093	0.1075	0.1056	0.1038	0.1020	0.1003	0.0985
1.3	0.0968	0.0951	0.0934	0.0918	0.0901	0.0885	0.0869	0.0853	0.0838	0.0823
1.4	0.0808	0.0793	0.0778	0.0764	0.0749	0.0735	0.0721	0.0708	0.0694	0.0681
1.5	0.0668	0.0655	0.0643	0.0630	0.0618	0.0606	0.0594	0.0582	0.0571	0.0559
1.6	0.0548	0.0537	0.0526	0.0516	0.0505	0.0495	0.0485	0.0475	0.0465	0.0455
1.7	0.0446	0.0436	0.0427	0.0418	0.0409	0.0401	0.0392	0.0384	0.0375	0.0367
1.8	0.0359	0.0351	0.0344	0.0336	0.0329	0.0322	0.0314	0.0307	0.0301	0.0294
1.9	0.0287	0.0281	0.0274	0.0268	0.0262	0.0256	0.0250	0.0244	0.0239	0.0233
2.0	0.0228	0.0222	0.0217	0.0212	0.0207	0.0202	0.0197	0.0192	0.0188	0.0183
2.1	0.0179	0.0174	0.0170	0.0166	0.0162	0.0158	0.0154	0.0150	0.0146	0.0143
2.2	0.0139	0.0136	0.0132	0.0129	0.0125	0.0122	0.0119	0.0116	0.0113	0.0110
2.3	0.0107	0.0104	0.0102	0.0099	0.0096	0.0094	0.0091	0.0089	0.0087	0.0084
2.4	0.0082	0.0080	0.0078	0.0075	0.0073	0.0071	0.0069	0.0068	0.0066	0.0064
2.5	0.0062	0.0060	0.0059	0.0057	0.0055	0.0054	0.0052	0.0051	0.0049	0.0048
2.6	0.0047	0.0045	0.0044	0.0043	0.0041	0.0040	0.0039	0.0038	0.0037	0.0036
2.7	0.0035	0.0034	0.0033	0.0032	0.0031	0.0030	0.0029	0.0028	0.0027	0.0026
2.8	0.0026	0.0025	0.0024	0.0023	0.0023	0.0022	0.0021	0.0021	0.0020	0.0019
2.9	0.0019	0.0018	0.0018	0.0017	0.0016	0.0016	0.0015	0.0015	0.0014	0.0014
3.0	0.0013	0.0013	0.0013	0.0012	0.0012	0.0011	0.0011	0.0011	0.0010	0.0010

TABLA Nº 2: DISTRIBUCIÓN t DE STUDENT

Puntos de porcentaje de la distribución t



Para $\phi = 20$ grados de libertad

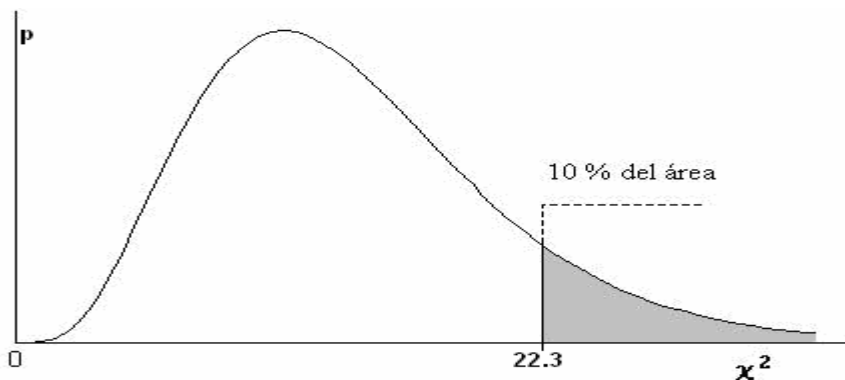
$$P[t > 1.725] = 0.05$$

$$P[t < -1.725] = 0.05$$

r \ t	0,25	0,2	0,15	0,1	0,05	0,025	0,01	0,005	0,0005
1	1,000	1,376	1,963	3,078	6,314	12,706	31,821	63,656	636,578
2	0,816	1,061	1,386	1,886	2,920	4,303	6,965	9,925	31,600
3	0,765	0,978	1,250	1,638	2,353	3,182	4,541	5,841	12,924
4	0,741	0,941	1,190	1,533	2,132	2,776	3,747	4,604	8,610
5	0,727	0,920	1,156	1,476	2,015	2,571	3,365	4,032	6,869
6	0,718	0,906	1,134	1,440	1,943	2,447	3,143	3,707	5,959
7	0,711	0,896	1,119	1,415	1,895	2,365	2,998	3,499	5,408
8	0,706	0,889	1,108	1,397	1,860	2,306	2,896	3,355	5,041
9	0,703	0,883	1,100	1,383	1,833	2,262	2,821	3,250	4,781
10	0,700	0,879	1,093	1,372	1,812	2,228	2,764	3,169	4,587
11	0,697	0,876	1,088	1,363	1,796	2,201	2,718	3,106	4,437
12	0,695	0,873	1,083	1,356	1,782	2,179	2,681	3,055	4,318
13	0,694	0,870	1,079	1,350	1,771	2,160	2,650	3,012	4,221
14	0,692	0,868	1,076	1,345	1,761	2,145	2,624	2,977	4,140
15	0,691	0,866	1,074	1,341	1,753	2,131	2,602	2,947	4,073
16	0,690	0,865	1,071	1,337	1,746	2,120	2,583	2,921	4,015
17	0,689	0,863	1,069	1,333	1,740	2,110	2,567	2,898	3,965
18	0,688	0,862	1,067	1,330	1,734	2,101	2,552	2,878	3,922
19	0,688	0,861	1,066	1,328	1,729	2,093	2,539	2,861	3,883
20	0,687	0,860	1,064	1,325	1,725	2,086	2,528	2,845	3,850
21	0,686	0,859	1,063	1,323	1,721	2,080	2,518	2,831	3,819
22	0,686	0,858	1,061	1,321	1,717	2,074	2,508	2,819	3,792
23	0,685	0,858	1,060	1,319	1,714	2,069	2,500	2,807	3,768
24	0,685	0,857	1,059	1,318	1,711	2,064	2,492	2,797	3,745
25	0,684	0,856	1,058	1,316	1,708	2,060	2,485	2,787	3,725
26	0,684	0,856	1,058	1,315	1,706	2,056	2,479	2,779	3,707
27	0,684	0,855	1,057	1,314	1,703	2,052	2,473	2,771	3,689
28	0,683	0,855	1,056	1,313	1,701	2,048	2,467	2,763	3,674
29	0,683	0,854	1,055	1,311	1,699	2,045	2,462	2,756	3,660
30	0,683	0,854	1,055	1,310	1,697	2,042	2,457	2,750	3,646

TABLA Nº 3: DISTRIBUCIÓN χ^2

Puntos de porcentaje de la distribución χ^2



Para $\phi = 15$ grados de libertad

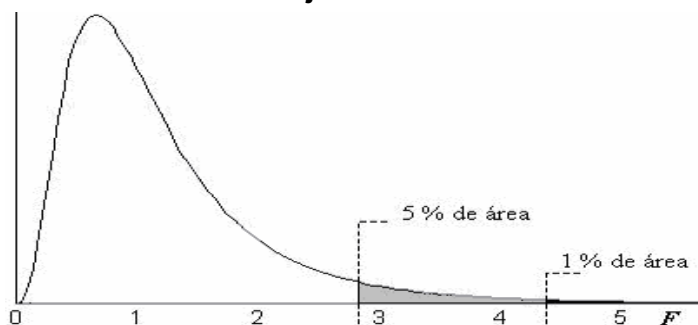
$P[\chi^2 > 22.3] = 0.10$

χ^2	0.995	0.99	0.975	0.95	0.9	0.75	0.5	0.25	0.1	0.05	0.025	0.01	0.005	χ^2
1	3.93E-05	1.57E-04	9.82E-04	3.93E-03	1.58E-02	0.102	0.455	1.323	2.71	3.84	5.02	6.63	7.88	1
2	1.00E-02	2.01E-02	5.06E-02	0.103	0.211	0.575	1.386	2.77	4.61	5.99	7.38	9.21	10.60	2
3	7.17E-02	0.115	0.216	0.352	0.584	1.213	2.37	4.11	6.25	7.81	9.35	11.34	12.84	3
4	0.207	0.297	0.484	0.711	1.064	1.923	3.36	5.39	7.78	9.49	11.14	13.28	14.86	4
5	0.412	0.554	0.831	1.145	1.610	2.67	4.35	6.63	9.24	11.07	12.83	15.09	16.75	5
6	0.676	0.872	1.237	1.635	2.20	3.45	5.35	7.84	10.64	12.59	14.45	16.81	18.55	6
7	0.989	1.239	1.690	2.17	2.83	4.25	6.35	9.04	12.02	14.07	16.01	18.48	20.3	7
8	1.344	1.647	2.18	2.73	3.49	5.07	7.34	10.22	13.36	15.51	17.53	20.1	22.0	8
9	1.735	2.09	2.70	3.33	4.17	5.90	8.34	11.39	14.68	16.92	19.02	21.7	23.6	9
10	2.16	2.56	3.25	3.94	4.87	6.74	9.34	12.55	15.99	18.31	20.5	23.2	25.2	10
11	2.60	3.05	3.82	4.57	5.58	7.58	10.34	13.70	17.28	19.68	21.9	24.7	26.8	11
12	3.07	3.57	4.40	5.23	6.30	8.44	11.34	14.85	18.55	21.0	23.3	26.2	28.3	12
13	3.57	4.11	5.01	5.89	7.04	9.30	12.34	15.98	19.81	22.4	24.7	27.7	29.8	13
14	4.07	4.66	5.63	6.57	7.79	10.17	13.34	17.12	21.1	23.7	26.1	29.1	31.3	14
15	4.60	5.23	6.26	7.26	8.55	11.04	14.34	18.25	22.3	25.0	27.5	30.6	32.8	15
16	5.14	5.81	6.91	7.96	9.31	11.91	15.34	19.37	23.5	26.3	28.8	32.0	34.3	16
17	5.70	6.41	7.56	8.67	10.09	12.79	16.34	20.5	24.8	27.6	30.2	33.4	35.7	17
18	6.26	7.01	8.23	9.39	10.86	13.68	17.34	21.6	26.0	28.9	31.5	34.8	37.2	18
19	6.84	7.63	8.91	10.12	11.65	14.56	18.34	22.7	27.2	30.1	32.9	36.2	38.6	19
20	7.43	8.26	9.59	10.85	12.44	15.45	19.34	23.8	28.4	31.4	34.2	37.6	40.0	20
21	8.03	8.90	10.28	11.59	13.24	16.34	20.3	24.9	29.6	32.7	35.5	38.9	41.4	21
22	8.64	9.54	10.98	12.34	14.04	17.24	21.3	26.0	30.8	33.9	36.8	40.3	42.8	22
23	9.26	10.20	11.69	13.09	14.85	18.14	22.3	27.1	32.0	35.2	38.1	41.6	44.2	23
24	9.89	10.86	12.40	13.85	15.66	19.04	23.3	28.2	33.2	36.4	39.4	43.0	45.6	24
25	10.52	11.52	13.12	14.61	16.47	19.94	24.3	29.3	34.4	37.7	40.6	44.3	46.9	25
26	11.16	12.20	13.84	15.38	17.29	20.8	25.3	30.4	35.6	38.9	41.9	45.6	48.3	26
27	11.81	12.88	14.57	16.15	18.11	21.7	26.3	31.5	36.7	40.1	43.2	47.0	49.6	27
28	12.46	13.56	15.31	16.93	18.94	22.7	27.3	32.6	37.9	41.3	44.5	48.3	51.0	28
29	13.12	14.26	16.05	17.71	19.77	23.6	28.3	33.7	39.1	42.6	45.7	49.6	52.3	29
30	13.79	14.95	16.79	18.49	20.6	24.5	29.3	34.8	40.3	43.8	47.0	50.9	53.7	30
40	20.7	22.2	24.4	26.5	29.1	33.7	39.3	45.6	51.8	55.8	59.3	63.7	66.8	40
50	28.0	29.7	32.4	34.8	37.7	42.9	49.3	56.3	63.2	67.5	71.4	76.2	79.5	50
60	35.5	37.5	40.5	43.2	46.5	52.3	59.3	67.0	74.4	79.1	83.3	88.4	92.0	60
70	43.3	45.4	48.8	51.7	55.3	61.7	69.3	77.6	85.5	90.5	95.0	100.4	104.2	70
80	51.2	53.5	57.2	60.4	64.3	71.1	79.3	88.1	96.6	101.9	106.6	112.3	116.3	80
90	59.2	61.8	65.6	69.1	73.3	80.6	89.3	98.6	107.6	113.1	118.1	124.1	128.3	90
100	67.3	70.1	74.2	77.9	82.4	90.1	99.3	109.1	118.5	124.3	129.6	135.8	140.2	100
Z	-2.58	-2.33	-1.96	-1.64	-1.28	-0.674	0.000	0.674	1.282	1.645	1.96	2.33	2.58	Z

Para >100 tómesese $\chi^2 = 1/2(Z_{\alpha} + \sqrt{2\phi - 1})^2$ es la desviación normal estandarizada correspondiente al nivel de significancia y se muestra en la parte superior de la tabla.

TABLA Nº 4: DISTRIBUCIÓN F DE FISHER

Puntos de Porcentaje de la distribución F



La tabla de área $1 - \alpha$ y valores

$$F_{1-\alpha, r_1, r_2} = c$$

Tal que la probabilidad

$$P[F \leq c] = 1 - \alpha$$

Donde r_1 y r_2 son grados de libertad

Si $r_1 = 9$ y $r_2 = 20$ $P[F > 2.39] = 0.05$

		r_1													
$1-\alpha$	r_2	1	2	3	4	5	6	7	8	9	10	12	15	20	120
0.950	1	161.45	199.50	215.71	224.58	230.16	233.99	236.77	238.88	240.54	241.88	243.91	245.95	248.01	253.25
0.975		647.79	799.50	864.16	899.58	921.85	937.11	948.22	956.66	963.28	968.63	976.71	984.87	993.10	1014.02
0.950	2	18.51	19.00	19.16	19.25	19.30	19.33	19.35	19.37	19.38	19.40	19.41	19.43	19.45	19.49
0.975		38.51	39.00	39.17	39.25	39.30	39.33	39.36	39.37	39.39	39.40	39.41	39.43	39.45	39.49
0.990		98.50	99.00	99.17	99.25	99.30	99.33	99.36	99.37	99.39	99.40	99.42	99.43	99.45	99.49
0.995		198.50	199.00	199.17	199.25	199.30	199.33	199.36	199.37	199.39	199.40	199.42	199.43	199.45	199.49
0.950	3	10.13	9.55	9.28	9.12	9.01	8.94	8.89	8.85	8.81	8.79	8.74	8.70	8.66	8.55
0.975		17.44	16.04	15.44	15.10	14.88	14.73	14.62	14.54	14.47	14.42	14.34	14.25	14.17	13.95
0.990		34.12	30.82	29.46	28.71	28.24	27.91	27.67	27.49	27.35	27.23	27.05	26.87	26.69	26.22
0.995		55.55	49.80	47.47	46.19	45.39	44.84	44.43	44.13	43.88	43.69	43.39	43.08	42.78	41.99
0.950	4	7.71	6.94	6.59	6.39	6.26	6.16	6.09	6.04	6.00	5.96	5.91	5.86	5.80	5.66
0.975		12.22	10.65	9.98	9.60	9.36	9.20	9.07	8.98	8.90	8.84	8.75	8.66	8.56	8.31
0.990		21.20	18.00	16.69	15.98	15.52	15.21	14.98	14.80	14.66	14.55	14.37	14.20	14.02	13.56
0.995		31.33	26.28	24.26	23.15	22.46	21.97	21.62	21.35	21.14	20.97	20.70	20.44	20.17	19.47
0.950	5	6.61	5.79	5.41	5.19	5.05	4.95	4.88	4.82	4.77	4.74	4.68	4.62	4.56	4.40
0.975		10.01	8.43	7.76	7.39	7.15	6.98	6.85	6.76	6.68	6.62	6.52	6.43	6.33	6.07
0.990		16.26	13.27	12.06	11.39	10.97	10.67	10.46	10.29	10.16	10.05	9.89	9.72	9.55	9.11
0.995		22.78	18.31	16.53	15.56	14.94	14.51	14.20	13.96	13.77	13.62	13.38	13.15	12.90	12.27
0.950	6	5.99	5.14	4.76	4.53	4.39	4.28	4.21	4.15	4.10	4.06	4.00	3.94	3.87	3.70
0.975		8.81	7.26	6.60	6.23	5.99	5.82	5.70	5.60	5.52	5.46	5.37	5.27	5.17	4.90
0.990		13.75	10.92	9.78	9.15	8.75	8.47	8.26	8.10	7.98	7.87	7.72	7.56	7.40	6.97
0.995		18.63	14.54	12.92	12.03	11.46	11.07	10.79	10.57	10.39	10.25	10.03	9.81	9.59	9.00
0.950	7	5.59	4.74	4.35	4.12	3.97	3.87	3.79	3.73	3.68	3.64	3.57	3.51	3.44	3.27
0.975		8.07	6.54	5.89	5.52	5.29	5.12	4.99	4.90	4.82	4.76	4.67	4.57	4.47	4.20
0.990		12.25	9.55	8.45	7.85	7.46	7.19	6.99	6.84	6.72	6.62	6.47	6.31	6.16	5.74
0.995		16.24	12.40	10.88	10.05	9.52	9.16	8.89	8.68	8.51	8.38	8.18	7.97	7.75	7.19
0.950	8	5.32	4.46	4.07	3.84	3.69	3.58	3.50	3.44	3.39	3.35	3.28	3.22	3.15	2.97
0.975		7.57	6.06	5.42	5.05	4.82	4.65	4.53	4.43	4.36	4.30	4.20	4.10	4.00	3.73
0.990		11.26	8.65	7.59	7.01	6.63	6.37	6.18	6.03	5.91	5.81	5.67	5.52	5.36	4.95
0.995		14.69	11.04	9.60	8.81	8.30	7.95	7.69	7.50	7.34	7.21	7.01	6.81	6.61	6.06
0.950	9	5.12	4.26	3.86	3.63	3.48	3.37	3.29	3.23	3.18	3.14	3.07	3.01	2.94	2.75
0.975		7.21	5.71	5.08	4.72	4.48	4.32	4.20	4.10	4.03	3.96	3.87	3.77	3.67	3.39
0.990		10.56	8.02	6.99	6.42	6.06	5.80	5.61	5.47	5.35	5.26	5.11	4.96	4.81	4.40
0.995		13.61	10.11	8.72	7.96	7.47	7.13	6.88	6.69	6.54	6.42	6.23	6.03	5.83	5.30

TABLA Nº 4: DISTRIBUCIÓN F DE FISHER

Continuación

		r_1													
$1-\alpha$	r_2	1	2	3	4	5	6	7	8	9	10	12	15	20	120
0.950	10	4.96	4.10	3.71	3.48	3.33	3.22	3.14	3.07	3.02	2.98	2.91	2.85	2.77	2.58
0.975		6.94	5.46	4.83	4.47	4.24	4.07	3.95	3.85	3.78	3.72	3.62	3.52	3.42	3.14
0.950	12	4.75	3.89	3.49	3.26	3.11	3.00	2.91	2.85	2.80	2.75	2.69	2.62	2.54	2.34
0.975		6.55	5.10	4.47	4.12	3.89	3.73	3.61	3.51	3.44	3.37	3.28	3.18	3.07	2.79
0.990		9.33	6.93	5.95	5.41	5.06	4.82	4.64	4.50	4.39	4.30	4.16	4.01	3.86	3.45
0.995		11.75	8.51	7.23	6.52	6.07	5.76	5.52	5.35	5.20	5.09	4.91	4.72	4.53	4.01
0.950	15	4.54	3.68	3.29	3.06	2.90	2.79	2.71	2.64	2.59	2.54	2.48	2.40	2.33	2.11
0.975		6.20	4.77	4.15	3.80	3.58	3.41	3.29	3.20	3.12	3.06	2.96	2.86	2.76	2.46
0.990		8.68	6.36	5.42	4.89	4.56	4.32	4.14	4.00	3.89	3.80	3.67	3.52	3.37	2.96
0.995		10.80	7.70	6.48	5.80	5.37	5.07	4.85	4.67	4.54	4.42	4.25	4.07	3.88	3.37
0.950	20	4.35	3.49	3.10	2.87	2.71	2.60	2.51	2.45	2.39	2.35	2.28	2.20	2.12	1.90
0.975		5.87	4.46	3.86	3.51	3.29	3.13	3.01	2.91	2.84	2.77	2.68	2.57	2.46	2.16
0.990		8.10	5.85	4.94	4.43	4.10	3.87	3.70	3.56	3.46	3.37	3.23	3.09	2.94	2.52
0.995		9.94	6.99	5.82	5.17	4.76	4.47	4.26	4.09	3.96	3.85	3.68	3.50	3.32	2.81
0.950	30	4.17	3.32	2.92	2.69	2.53	2.42	2.33	2.27	2.21	2.16	2.09	2.01	1.93	1.68
0.975		5.57	4.18	3.59	3.25	3.03	2.87	2.75	2.65	2.57	2.51	2.41	2.31	2.20	1.87
0.990		7.56	5.39	4.51	4.02	3.70	3.47	3.30	3.17	3.07	2.98	2.84	2.70	2.55	2.11
0.995		9.18	6.35	5.24	4.62	4.23	3.95	3.74	3.58	3.45	3.34	3.18	3.01	2.82	2.30
0.950	50	4.03	3.18	2.79	2.56	2.40	2.29	2.20	2.13	2.07	2.03	1.95	1.87	1.78	1.51
0.975		5.34	3.97	3.39	3.05	2.83	2.67	2.55	2.46	2.38	2.32	2.22	2.11	1.99	1.64
0.990		7.17	5.06	4.20	3.72	3.41	3.19	3.02	2.89	2.78	2.70	2.56	2.42	2.27	1.80
0.995		8.63	5.90	4.83	4.23	3.85	3.58	3.38	3.22	3.09	2.99	2.82	2.65	2.47	1.93
0.950	80	3.96	3.11	2.72	2.49	2.33	2.21	2.13	2.06	2.00	1.95	1.88	1.79	1.70	1.41
0.975		5.22	3.86	3.28	2.95	2.73	2.57	2.45	2.35	2.28	2.21	2.11	2.00	1.88	1.51
0.990		6.96	4.88	4.04	3.56	3.26	3.04	2.87	2.74	2.64	2.55	2.42	2.27	2.12	1.63
0.995		8.33	5.67	4.61	4.03	3.65	3.39	3.19	3.03	2.91	2.80	2.64	2.47	2.29	1.72
0.950	120	3.92	3.07	2.68	2.45	2.29	2.18	2.09	2.02	1.96	1.91	1.83	1.75	1.66	1.35
0.975		5.15	3.80	3.23	2.89	2.67	2.52	2.39	2.30	2.22	2.16	2.05	1.94	1.82	1.43
0.990		6.85	4.79	3.95	3.48	3.17	2.96	2.79	2.66	2.56	2.47	2.34	2.19	2.03	1.53
0.995		8.18	5.54	4.50	3.92	3.55	3.28	3.09	2.93	2.81	2.71	2.54	2.37	2.19	1.61
0.950		3.84	3.00	2.60	2.37	2.21	2.10	2.01	1.94	1.88	1.83	1.75	1.67	1.57	1.22
0.975		5.02	3.69	3.12	2.79	2.57	2.41	2.29	2.19	2.11	2.05	1.94	1.83	1.71	1.27
0.990		6.63	4.61	3.78	3.32	3.02	2.80	2.64	2.51	2.41	2.32	2.18	2.04	1.88	1.32
0.995		7.88	5.30	4.28	3.72	3.35	3.09	2.90	2.74	2.62	2.52	2.36	2.19	2.00	1.36

Continuación

DURBIN-WATSON: Los puntos de significancia d_L y d_U al nivel de significancia 1%

n	k=11		k=12		k=13		k=14		k=15		k=16		k=17		k=18		k=19		k=20	
	dL	dU	dL	dU	dL	dU	dL	dU	dL	dU	dL	dU	dL	dU	dL	dU	dL	dU	dL	dU
16	0.060	3.446	----	----	----	----	----	----	----	----	----	----	----	----	----	----	----	----	----	----
17	0.084	3.286	0.053	3.506	----	----	----	----	----	----	----	----	----	----	----	----	----	----	----	----
18	0.113	3.146	0.075	3.358	0.047	3.557	----	----	----	----	----	----	----	----	----	----	----	----	----	----
19	0.145	3.023	0.102	3.227	0.067	3.420	0.043	3.601	----	----	----	----	----	----	----	----	----	----	----	----
20	0.178	2.914	0.131	3.109	0.092	3.297	0.061	3.474	0.038	3.639	----	----	----	----	----	----	----	----	----	----
21	0.212	2.817	0.162	3.004	0.119	3.185	0.084	3.358	0.055	3.521	0.035	3.671	----	----	----	----	----	----	----	----
22	0.246	2.729	0.194	2.909	0.148	3.084	0.109	3.252	0.077	3.412	0.050	3.562	0.032	3.700	----	----	----	----	----	----
23	0.281	2.651	0.227	2.822	0.178	2.991	0.136	3.155	0.100	3.311	0.070	3.459	0.046	3.597	0.029	3.725	----	----	----	----
24	0.315	2.580	0.260	2.744	0.209	2.906	0.165	3.065	0.125	3.218	0.092	3.363	0.065	3.501	0.043	3.629	0.027	3.747	----	----
25	0.348	2.517	0.292	2.674	0.240	2.829	0.194	2.982	0.152	3.131	0.116	3.274	0.085	3.410	0.060	3.538	0.039	3.657	0.025	3.766
26	0.381	2.460	0.324	2.610	0.272	2.758	0.224	2.906	0.180	3.050	0.141	3.191	0.107	3.325	0.079	3.452	0.055	3.572	0.036	3.682
27	0.413	2.409	0.356	2.552	0.303	2.694	0.253	2.836	0.208	2.976	0.167	3.113	0.131	3.245	0.100	3.371	0.073	3.490	0.051	3.602
28	0.444	2.363	0.387	2.499	0.333	2.635	0.283	2.772	0.237	2.907	0.194	3.040	0.156	3.169	0.122	3.294	0.093	3.412	0.068	3.524
29	0.474	2.321	0.417	2.451	0.363	2.582	0.313	2.713	0.266	2.843	0.222	2.972	0.182	3.098	0.146	3.220	0.114	3.338	0.087	3.450
30	0.503	2.283	0.447	2.407	0.393	2.533	0.342	2.659	0.294	2.785	0.249	2.909	0.208	3.032	0.171	3.152	0.137	3.267	0.107	3.379
31	0.531	2.248	0.475	2.367	0.422	2.487	0.371	2.609	0.322	2.730	0.277	2.851	0.234	2.970	0.193	3.087	0.160	3.201	0.128	3.311
32	0.558	2.216	0.503	2.330	0.450	2.446	0.399	2.563	0.350	2.680	0.304	2.797	0.261	2.912	0.221	3.026	0.184	3.137	0.151	3.246
33	0.585	2.187	0.530	2.296	0.477	2.408	0.426	2.520	0.377	2.633	0.331	2.746	0.287	2.858	0.246	2.969	0.209	3.078	0.174	3.184
34	0.610	2.160	0.556	2.266	0.503	2.373	0.452	2.481	0.404	2.590	0.357	2.699	0.313	2.808	0.272	2.915	0.233	3.022	0.197	3.126
35	0.634	2.136	0.581	2.237	0.529	2.340	0.478	2.444	0.430	2.550	0.383	2.655	0.339	2.761	0.297	2.865	0.257	2.969	0.221	3.071
36	0.658	2.113	0.605	2.210	0.554	2.310	0.504	2.410	0.455	2.512	0.409	2.614	0.364	2.717	0.322	2.818	0.282	2.919	0.244	3.019
37	0.680	2.092	0.628	2.186	0.578	2.282	0.528	2.379	0.480	2.477	0.434	2.576	0.389	2.675	0.347	2.774	0.306	2.872	0.268	2.969
38	0.702	2.073	0.651	2.164	0.601	2.256	0.552	2.350	0.504	2.445	0.458	2.540	0.414	2.637	0.371	2.733	0.330	2.828	0.291	2.923
39	0.723	2.055	0.673	2.143	0.623	2.232	0.575	2.323	0.528	2.414	0.482	2.507	0.438	2.600	0.395	2.694	0.354	2.787	0.315	2.879
40	0.744	2.039	0.694	2.123	0.645	2.210	0.597	2.297	0.551	2.386	0.505	2.476	0.461	2.566	0.418	2.657	0.377	2.748	0.338	2.838
45	0.835	1.972	0.790	2.044	0.744	2.118	0.700	2.193	0.655	2.269	0.612	2.346	0.570	2.424	0.528	2.503	0.488	2.582	0.448	2.661
50	0.913	1.925	0.871	1.987	0.829	2.051	0.787	2.116	0.746	2.182	0.705	2.250	0.665	2.318	0.625	2.387	0.586	2.456	0.548	2.526
55	0.979	1.891	0.940	1.945	0.902	2.002	0.863	2.059	0.825	2.117	0.786	2.176	0.748	2.237	0.711	2.298	0.674	2.359	0.637	2.421
60	1.037	1.865	1.001	1.914	0.965	1.964	0.929	2.015	0.893	2.067	0.857	2.120	0.822	2.173	0.786	2.227	0.751	2.283	0.716	2.338
65	1.087	1.845	1.053	1.889	1.020	1.934	0.986	1.980	0.953	2.027	0.919	2.075	0.886	2.123	0.852	2.172	0.819	2.221	0.789	2.272
70	1.131	1.831	1.099	1.870	1.068	1.911	1.037	1.953	1.005	1.995	0.974	2.038	0.943	2.082	0.911	2.127	0.880	2.172	0.849	2.217
75	1.170	1.819	1.141	1.856	1.111	1.893	1.082	1.931	1.052	1.970	1.023	2.009	0.993	2.049	0.964	2.090	0.934	2.131	0.905	2.172
80	1.205	1.810	1.177	1.844	1.150	1.878	1.122	1.913	1.094	1.949	1.066	1.984	1.039	2.022	1.011	2.059	0.983	2.097	0.955	2.135
85	1.236	1.803	1.210	1.834	1.184	1.866	1.158	1.898	1.132	1.931	1.106	1.965	1.080	1.999	1.053	2.033	1.027	2.068	1.000	2.104
90	1.264	1.798	1.240	1.827	1.215	1.856	1.191	1.886	1.166	1.917	1.141	1.948	1.116	1.979	1.091	2.012	1.066	2.044	1.041	2.077
95	1.290	1.793	1.267	1.821	1.244	1.848	1.221	1.876	1.197	1.905	1.174	1.943	1.150	1.963	1.126	1.993	1.102	2.023	1.079	2.054
100	1.314	1.790	1.292	1.816	1.270	1.841	1.248	1.868	1.225	1.895	1.203	1.922	1.181	1.949	1.158	1.977	1.136	2.006	1.113	2.034
150	1.473	1.783	1.458	1.799	1.444	1.814	1.429	1.830	1.414	1.847	1.400	1.863	1.385	1.880	1.370	1.897	1.355	1.913	1.340	1.9310
200	1.561	1.791	1.550	1.801	1.539	1.813	1.528	1.824	1.518	1.836	1.507	1.847	1.495	1.860	1.484	1.871	1.474	1.883	1.462	1.896

k: Representa el número de regresoras que excluyen el intercepto

Continuación

DURBIN-WATSON: Los puntos de significancia d_L y d_U al nivel de significancia 5%

n	k=11		k=12		k=13		k=14		k=15		k=16		k=17		k=18		k=19		k=20	
	dL	dU	dL	dU	dL	dU	dL	dU	dL	dU	dL	dU	dL	dU	dL	dU	dL	dU	dL	dU
16	0.098	3.503	----	----	----	----	----	----	----	----	----	----	----	----	----	----	----	----	----	----
17	0.138	3.378	0.087	3.557	----	----	----	----	----	----	----	----	----	----	----	----	----	----	----	----
18	0.177	3.265	0.123	3.441	0.078	3.603	----	----	----	----	----	----	----	----	----	----	----	----	----	----
19	0.22	3.159	0.16	3.335	0.111	3.496	0.07	3.642	----	----	----	----	----	----	----	----	----	----	----	----
20	0.263	3.063	0.2	3.234	0.145	3.395	0.1	3.542	0.063	3.676	----	----	----	----	----	----	----	----	----	----
21	0.307	2.976	0.24	3.141	0.182	3.3	0.132	3.448	0.091	3.583	0.058	3.705	----	----	----	----	----	----	----	----
22	0.349	2.897	0.281	3.057	0.22	3.211	0.166	3.358	0.12	3.495	0.083	3.619	0.052	3.731	----	----	----	----	----	----
23	0.391	2.826	0.322	2.979	0.259	3.128	0.202	3.272	0.153	3.409	0.11	3.535	0.076	3.65	0.048	3.753	----	----	----	----
24	0.431	2.761	0.362	2.908	0.297	3.053	0.239	3.193	0.186	3.327	0.141	3.454	0.101	3.572	0.07	3.678	0.044	3.773	----	----
25	0.47	2.702	0.4	2.844	0.335	2.983	0.275	3.119	0.221	3.251	0.172	3.376	0.13	3.494	0.094	3.604	0.065	3.702	0.041	3.79
26	0.508	2.649	0.438	2.784	0.373	2.919	0.312	3.051	0.256	3.179	0.205	3.303	0.16	3.42	0.12	3.531	0.087	3.632	0.06	3.724
27	0.544	2.6	0.475	2.73	0.409	2.859	0.348	2.987	0.291	3.112	0.238	3.233	0.191	3.349	0.149	3.46	0.112	3.563	0.081	3.658
28	0.578	2.555	0.51	2.68	0.445	2.805	0.383	2.928	0.325	3.05	0.271	3.168	0.222	3.283	0.178	3.392	0.138	3.495	0.104	3.592
29	0.612	2.515	0.544	2.634	0.479	2.755	0.418	2.874	0.359	2.992	0.305	3.107	0.254	3.219	0.208	3.327	0.166	3.431	0.129	3.528
30	0.643	2.477	0.577	2.592	0.512	2.708	0.451	2.823	0.392	2.937	0.337	3.05	0.286	3.16	0.238	3.266	0.195	3.368	0.156	3.465
31	0.674	2.443	0.608	2.553	0.545	2.665	0.484	2.776	0.425	2.887	0.37	2.996	0.317	3.103	0.269	3.208	0.224	3.309	0.183	3.406
32	0.703	2.411	0.638	2.517	0.576	2.625	0.515	2.733	0.457	2.84	0.401	2.946	0.349	3.05	0.299	3.153	0.253	3.252	0.211	3.348
33	0.731	2.382	0.668	2.484	0.606	2.588	0.546	2.692	0.488	2.796	0.432	2.899	0.379	3	0.329	3.1	0.283	3.198	0.239	3.293
34	0.758	2.355	0.695	2.454	0.634	2.554	0.575	2.654	0.518	2.754	0.462	2.854	0.409	2.954	0.359	3.051	0.312	3.147	0.267	3.24
35	0.783	2.33	0.722	2.425	0.662	2.521	0.604	2.619	0.547	2.716	0.492	2.813	0.439	2.91	0.388	3.005	0.34	3.099	0.295	3.19
36	0.808	2.306	0.748	2.398	0.689	2.492	0.631	2.586	0.575	2.68	0.52	2.774	0.467	2.868	0.417	2.961	0.369	3.053	0.323	3.142
37	0.831	2.285	0.772	2.374	0.714	2.464	0.657	2.555	0.602	2.646	0.548	2.738	0.495	2.829	0.445	2.92	0.397	3.009	0.351	3.097
38	0.854	2.265	0.796	2.351	0.739	2.438	0.683	2.526	0.628	2.614	0.575	2.703	0.522	2.792	0.472	2.88	0.424	2.968	0.378	3.054
39	0.875	2.246	0.819	2.329	0.763	2.413	0.707	2.499	0.653	2.585	0.6	2.671	0.549	2.757	0.499	2.843	0.451	2.929	0.404	3.013
40	0.896	2.228	0.84	2.309	0.785	2.391	0.731	2.473	0.678	2.557	0.626	2.641	0.575	2.724	0.525	2.808	0.477	2.829	0.43	2.974
45	0.988	2.156	0.938	2.225	0.887	2.296	0.838	2.367	0.788	2.439	0.74	2.512	0.692	2.586	0.644	2.659	0.598	2.733	0.553	2.807
50	1.064	2.103	1.019	2.163	0.973	2.225	0.927	2.287	0.882	2.35	0.836	2.414	0.792	2.479	0.747	2.544	0.703	2.61	0.66	2.675
55	1.129	2.062	1.087	2.116	1.045	2.17	1.003	2.225	0.961	2.281	0.919	2.338	0.877	2.396	0.836	2.454	0.795	2.512	0.754	2.571
60	1.184	2.031	1.145	2.079	1.106	2.127	1.068	2.177	1.029	2.227	0.99	2.278	0.951	2.33	0.913	2.382	0.874	2.434	0.836	2.487
65	1.231	2.006	1.195	2.049	1.16	2.093	1.124	2.138	1.088	2.183	1.052	2.229	1.016	2.276	0.98	2.323	0.944	2.371	0.908	2.419
70	1.272	1.987	1.239	2.026	1.206	2.066	1.172	2.106	1.139	2.148	1.105	2.189	1.072	2.232	1.038	2.275	1.005	2.318	0.971	2.362
75	1.308	1.97	1.277	2.006	1.247	2.043	1.215	2.08	1.184	2.118	1.153	2.156	1.121	2.195	1.09	2.235	1.058	2.275	1.027	2.315
80	1.34	1.957	1.311	1.991	1.283	2.024	1.253	2.059	1.224	2.093	1.195	2.129	1.165	2.165	1.136	2.201	1.106	2.238	1.076	2.275
85	1.369	1.946	1.342	1.977	1.315	2.009	1.287	2.04	1.26	2.073	1.232	2.105	1.205	2.139	1.177	2.172	1.149	2.206	1.121	2.241
90	1.395	1.937	1.369	1.966	1.344	1.995	1.318	2.025	1.292	2.055	1.266	2.085	1.24	2.116	1.213	2.148	1.187	2.179	1.16	2.211
95	1.418	1.93	1.394	1.956	1.37	1.984	1.345	2.012	1.321	2.04	1.296	2.068	1.271	2.097	1.247	2.126	1.222	2.156	1.197	2.186
100	1.439	1.923	1.416	1.948	1.393	1.974	1.371	2	1.347	2.026	1.324	2.053	1.301	2.08	1.277	2.108	1.253	2.135	1.229	2.164
150	1.579	1.892	1.564	1.908	1.55	1.924	1.535	1.94	1.519	1.956	1.504	1.972	1.489	1.989	1.474	2.006	1.458	2.023	1.443	2.04
200	1.654	1.885	1.643	1.896	1.632	1.908	1.621	1.919	1.61	1.931	1.599	1.943	1.588	1.955	1.576	1.967	1.565	1.979	1.554	1.991

